

Cal Poly Humboldt

Digital Commons @ Cal Poly Humboldt

Newsletters

University Archives

10-3-2023

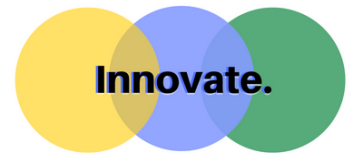
CTL Newsletter

Cal Poly Humboldt

Follow this and additional works at: https://digitalcommons.humboldt.edu/campus_pub



Inspire.



Innovate.

Impact.

Center For Teaching & Learning *Newsletter*

10/03/23

THIS WEEK'S NEWSLETTER

- CTL Instructional HUB
- AI Discussion Series
- Last Call: Mid-Semester Feedback
- Managing Panopto Folders
- Panopto - Zoom Integration




CTL INSTRUCTIONAL HUB

ANYTIME/ANYWHERE PROFESSIONAL DEVELOPMENT

Self-enroll in the Center for Teaching & Learning Instructional Development Hub where you will find a variety of learning modules for educators. Topics span from teaching to technology tools for engagement, and non-evaluative teaching feedback, showcases of educators instructional artifacts, and more!


[Click Here to Self-enroll in the CTL Instructional Development Hub](#)



AI DISCUSSION SERIES

ARTIFICIAL INTELLIGENCE IN TEACHING & LEARNING

Fight or Flight: Teaching in the Age of AI (Artificial Intelligence) - Don't miss collegial conversations on AI in teaching and learning! We are offering sessions either via Zoom or in-person. [Register for the AI Sessions Here](#)



- Session 2: Thursday, October 5th, 12:00-1:00 pm (in-person)
- Session 3: Monday, October 16th, 11:00 am - 12:00 pm (Zoom)
- Session 4: Thursday, November 2nd, 12:00-1:00 pm (in-person)

LAST CALL: MID-SEMESTER FEEDBACK REQUESTS!

LOOKING FOR FEEDBACK FROM YOUR STUDENTS? REQUEST AN MSF BY WEDNESDAY, OCTOBER 6TH



Mid-Semester Feedback is a discovery process that solicits feedback from students on important aspects within a course. The goal is to identify any possible changes that may have a positive impact on students' learning experiences.

[Find out more and submit a request for Mid-Semester Feedback on the CTL website](#)

**LAST DAY TO SCHEDULE
FEEDBACK IS OCTOBER 6TH!**

PANOPTO VIDEO FOLDERS

HOW TO SHARE YOUR PANOPTO VIDEOS

Your "My Folder" is for you, nobody else has access to it. You can share videos from your My Folder but you will need to give access to each person you share it with, or make the video public. Another way to share videos is to create a class folder to share with your students.

Each video you place in the class folder will automatically become available to your students as soon as it's done processing.

A screenshot of the Panopto web interface. The top bar shows "Canvas Humboldt" and a search bar. Below the bar, there's a "My Folder" section with a list of folders and videos. The interface is clean and modern with a dark header and light content area.

To learn more about Panopto Folder Management check out these support pages from Panopto.
[Click Here to Learn About Folder Management](#)
[Click Here to Learn How to Use My Folder](#)
[Click Here to Learn How to Share a Folder](#)

PANOPTO ZOOM INTEGRATION

HOW TO LINK ZOOM LECTURES TO YOUR CLASS



Did you know you can automatically share your Zoom class lectures to your Canvas course using Panopto? All you need to do is create a unique Meeting ID for your course's Zoom lectures and use Panopto to map the meetings to your course's Panopto folder.

[Check out this step-by-step process to learn how.](#)



CAL POLY HUMBOLDT

The CTL is always ready to help!

More information and assistance can be found on our website

Contact the CTL
ctl@humboldt.edu · <http://ctl.humboldt.edu>

