

Cal Poly Humboldt

## Digital Commons @ Cal Poly Humboldt

---

IdeaFest 2022

---

2022

### Punk Influnce

Zoe Bryant

Cal Poly Humboldt, zeb8@humboldt.edu

Follow this and additional works at: <https://digitalcommons.humboldt.edu/ideafest2022>


---

#### Recommended Citation

Bryant, Zoe, "Punk Influnce" (2022). *IdeaFest 2022*. 18.  
<https://digitalcommons.humboldt.edu/ideafest2022/18>

This Poster is brought to you for free and open access by Digital Commons @ Cal Poly Humboldt. It has been accepted for inclusion in IdeaFest 2022 by an authorized administrator of Digital Commons @ Cal Poly Humboldt. For more information, please contact [kyle.morgan@humboldt.edu](mailto:kyle.morgan@humboldt.edu).

# CHECK 'EM OUT



- Bad Brains, Afro Punk Band
- Bindas, Kenneth J. "The Future Is Unwritten': The Clash, Punk and America, 1977-1982." *American Studies*, vol. 34, no. 1, 1993, pp. 69–89, <http://www.jstor.org/stable/40642496>. Accessed 24 Apr. 2022.
- Blogging, P.I.S., et al. "Common Punk Rock Ideologies and Philosophies." *Punx In Solidarity*, 15 Sept. 2017, <https://punxinsolidarity.wordpress.com/2013/11/02/common-punk-rock-ideologies-and-philosophies/>.
- "Malcolm McLaren." *Encyclopædia Britannica*, Encyclopædia Britannica, Inc., <https://www.britannica.com/biography/Malcolm-McLaren>.


# PUNK INFLUENCE

A look into  
70's and 80's  
Punk  
subculture

# CHOICE


## Ideologies

Bad Brains



Rebellion,  
anti-  
authoritarianis  
m and  
individualism

The Punk Scene is based on the ideas of social protests. Found in the 70s with tried and feed up youth of current economic and political state of their country.



The scene has political punks, religious (christian, Islam, ic, kirsha) punks, and non political punks.

The ones most commonly talked about are anarcho-punks, neo-nazi punks, nihilist punks, and straightedge punks. Less common groups are liberalism punks, socialist punks, and conservative punks.

the scene

# NOW!

influence

With band like All Time Low, and Vans Warped Tour in the ear of Punk goes Pop. The continuation of shock value and a blend of the punk aesthetic with mainstream culture. Once again raising the question of “who is punk” and “what makes you punk”.

Contrasted against the ban Against Me! Which is more “true to its origins” as a punk trans band. Additionally the rise of more queer and POC punk bands has increased since the 70s. With bands like She/Her/Hers, SPEW, The Younger Lovens, and many more.



**POSER**



# DISORDERLY

## Influence

Went on to influence rock bands of the 90s like Green Day, Rancid, and Offspring which lead to punk becoming mainstream once more.

That being said it is important to note that not everything in the screen around this time was great. The focus was on white abled bodied heterosexual people

# VOICE


## Ideologies

A criticism of the government commonly heard, oftentimes anti-military. Condemning genocides and acts of violence by the State. Listening to “Die for your government” by Anti-Flag, the rejection and questioning of authority is seen. The with line such as “you're going to die for your government you're going to die for your country that shit”, criticizing the Vietnam War. Discussing the use of biochemicals on people by US corporations.

Class based injustice are addressed, due to punk being born during a time of economics crisis in working class in UK and middle class youths in US. In songs like “Kill The poor” by the dead Kennedys, a mockery of how the US government addressing the issue is made.

# SYMBOLS

Deface and the intend misuse of oppressive symbols, like the swastikas, symbols is often done by punks to show the ugly side of a state or nation



anarchy symbol

# DISORDERLY

## Influence

Created a genre of music that continues to expand and express political issues in a way that traditional means can not.



Riot Grrl and Pussy Riot, both address feminism and anti-capitalism. It's do to punks origins in social political activism and angry sound that made these movements.



Throughout the hard core scene influences of punk are found. In the leather and makeup of 80s hair bands, emo, and pop punk. The influence of punk is still seen today with the association of the anarchy symbol and marxist.



# “COUTURE”

Fashion

A padlock and chain necklace was gifted to Sid Vicious by Chrissie Hynde of The Pretenders, a nod to 1950's literature of the “ball and chain” on UK's working class. We see a new wave of the necklace today with alt fashion.

The rejection of everyday formal wear and the hippies style. Instead opting for skinny ties and lapels, straight-legged pants, leather or army jackets, tennis shoes, biker boots, and ripped t-shirts.



McLaren

# FASHION FASHION FASHION

Punk Fashion rejection of social norms in favor of self expression and DIY clothes. Wearing pinned together shirts and rubber. Adding spikes, chains, and fishnets to patched pants and jackets . Colored and spiked hair was key to the look, but some people would buzz it. Facial and other piercings.

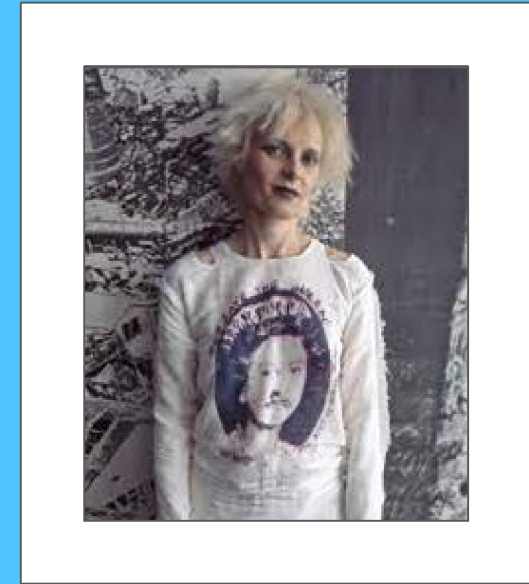
Often times clothing crossed the gender line of expression, men dressed more feminine, and women dressed more masculine, creating a unisex look.

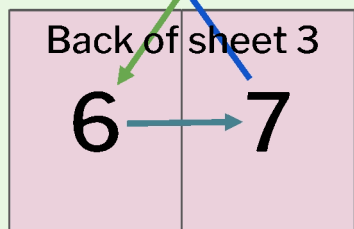
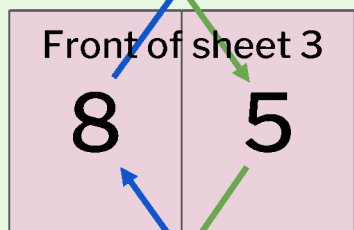
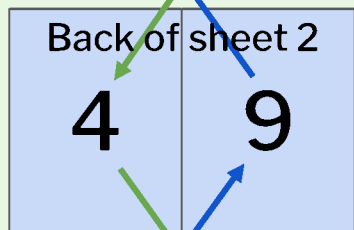
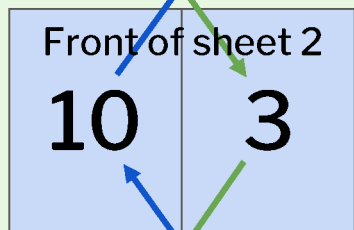
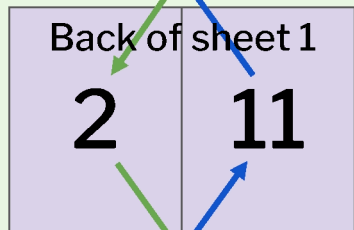
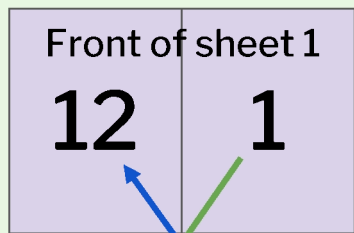


# “COUTURE”

## Fashion

Vivienne Westwood and Malcolm McLaren opened a clothing shop, or couture, called “Let It Rock” in 1971, but renamed the store to “SEX” in 1975. With shirts of cowboys naked for the waist down, mikey mouse and minnie mouse fucking. She continues to influence fashion today. Her 1991 Pirates Runway with upcycled clothes, and 2014 re-edition Buffalo hat, stuck conservis and media attention. As for McLaren a source of inspiration for a number of Westwood’s shows, and the manger of the Sex Pistols.





## Explanation

Below are two methods to determine the pagination order for your zine slides. For both, the total number of pages (which we'll refer to as  $n$ ) must be divisible by 4 because there are four pages on one piece of paper, front and back. The total includes the covers (back and front) and the insides of the covers. If this seems confusing, that's because it is. Try printing out the template with the numbers and then construct the folded booklet to see how it all comes together.

## Visual method (if you like seeing things laid out)

1. Create the total number of pages you want in your zine (this is our  $n$ ). There are two pages per slide, so if you have a 12-page zine, you will need six slides.
2. Start numbering the slides starting with the right half of the first slide.
3. Continue numbering 1 through  $n$  following the green arrows to the left. As you move down the slides, this alternates between the left and right halves, with the odd numbers being on the right and the even numbers being on the left.
4. Once you reach the last slide, continue numbering with the next page being the right half of that last slide (so for a 12-page zine, you'd have 6 on the left half and 7 on the right half).
5. Continue numbering following the blue arrows. As you move back up the slides, this alternates between the odd numbers being on the right half of the slide and the even numbers being on the left.
6. If you've done it right, only even numbers will be on the left and only odd numbers on the right.

## Formula method (if you like math)

1. First slide left is back cover (equal to  $n$ )
2. **First slide right is front cover (page 1) - same as the slide number**
3. **Second slide left is same as the slide number**
4. Second slide right is the inside of the back cover ( $n - 1$ )
5. Third slide left is two pages less than total ( $n - 2$ )
6. **Third slide right is same as the slide number**
7. **Fourth slide left is same as the slide number**
8. Fourth slide right is  $n - 3$
9. Fifth slide left is  $n - 4$
10. **Fifth slide right is same as the slide number**
11. **Sixth slide left is same as the slide number**
12. Sixth slide right is  $n - 5$
13. Repeat if necessary! Notice that there is a pattern in the steps above, with the bold steps equalling the slide number.

